



# SEPARATE TABLES: BRINGING TOGETHER ASIA'S FOOD SYSTEMS

Written by

The  
Economist

INTELLIGENCE  
UNIT

### The world leader in global business intelligence

The Economist Intelligence Unit (The EIU) is the research and analysis division of The Economist Group, the sister company to The Economist newspaper. Created in 1946, we have over 70 years' experience in helping businesses, financial firms and governments to understand how the world is changing and how that creates opportunities to be seized and risks to be managed.

Given that many of the issues facing the world have an international (if not global) dimension, The EIU is ideally positioned to be commentator, interpreter and forecaster on the phenomenon of globalisation as it gathers pace and impact.

### EIU subscription services

The world's leading organisations rely on our subscription services for data, analysis and forecasts to keep them informed about what is happening around the world. We specialise in:

- **Country Analysis:** Access to regular, detailed country-specific economic and political forecasts, as well as assessments of the business and regulatory environments in different markets.
- **Risk Analysis:** Our risk services identify actual and potential threats around the world and help our clients understand the implications for their organisations.
- **Industry Analysis:** Five year forecasts, analysis of key themes and news analysis for six key industries in 60 major economies. These forecasts are based on the latest data and in-depth analysis of industry trends.

### EIU Consulting

EIU Consulting is a bespoke service designed to provide solutions specific to our customers' needs. We specialise in these key sectors:

- **Consumer:** Providing data-driven solutions for consumer-facing industries, our management consulting firm, EIU Canback, helps clients to enter new markets and deliver greater success in current markets. **Find out more at: [eiu.com/consumer](http://eiu.com/consumer)**
- **Healthcare:** Together with our two specialised consultancies, Bazian and Clearstate, The EIU helps healthcare organisations build and maintain successful and sustainable businesses across the healthcare ecosystem. **Find out more at: [eiu.com/healthcare](http://eiu.com/healthcare)**
- **Public Policy:** Trusted by the sector's most influential stakeholders, our global public policy practice provides evidence-based research for policy-makers and stakeholders seeking clear and measurable outcomes. **Find out more at: [eiu.com/publicpolicy](http://eiu.com/publicpolicy)**

### The Economist Corporate Network

The Economist Corporate Network (ECN) is The Economist Group's advisory service for organisational leaders seeking to better understand the economic and business environments of global markets. Delivering independent, thought-provoking content, ECN provides clients with the knowledge, insight, and interaction that support better-informed strategies and decisions.

The Network is part of The Economist Intelligence Unit and is led by experts with in-depth understanding of the geographies and markets they oversee. The Network's membership-based operations cover Asia-Pacific, the Middle East, and Africa. Through a distinctive blend of interactive conferences, specially designed events, C-suite discussions, member briefings, and high-calibre research, The Economist Corporate Network delivers a range of macro (global, regional, national, and territorial) as well as industry-focused analysis on prevailing conditions and forecast trends.



## Foreword

### Transforming our food system to meet evolving consumer needs

Our food system today is facing the pressure of producing about 70% more food to feed a population that will cross 10 billion people by 2050. We need to do this with diminishing resources. Producing more with less and ensuring the highest safety standards are key challenges facing the food and agriculture industries to feed Asia. Three areas that can truly strengthen our food systems in Asia are trade, technology and profitable farming.

Nearly 1 billion people worldwide already depend on trade to meet their basic food needs and to feed 10 billion people by 2050, food must move and increasingly be grown in the most efficient and sustainable manner. There also needs to be fair and equitable rules-based systems as a world without multilateral trade dispute resolution institutions would be a world of chaos.

Innovation can radically transform the food system. In many pockets of Asia today, technology adoption across the food supply chain is not happening or not happening fast enough. We need to ensure that technology is being readily deployed and adapted with the clear purpose of making the supply chain more productive, efficient and resilient.

Agriculture today cannot exist without successful farmers. We need to make farming more profitable to ensure a healthy flow of labour. Today's youth is not interested in farming and with an ageing population and rapid urbanisation, farming is losing labour at an explosive rate in Asia, as high as 2,000 per day in India.

Cargill wants to nourish the world in a safe, responsible and sustainable way. We are constantly engaging governments, farmers, NGOs and other stakeholders to find out the most effective ways of meeting the demand for nutritious food in a growing world. Our hope is that this report will trigger more conversations and dialogues around the future of food and increase collaboration within the industry, with governments and other stakeholders to address the challenges we have today without compromising our ability to feed future generations.

Together, we can rewrite how food is produced, traded and consumed, and feed the world in a safe, responsible and sustainable way.



Peter Van Deursen  
CEO, Asia Pacific  
Cargill



# Contents

<b>1. About the report</b>	<b>3</b>
<b>2. Executive summary</b>	<b>5</b>
<b>3. Background</b>	<b>9</b>
<b>4. Trends and implications</b>	<b>11</b>
4.1 Converging to an urban world, driven by rapid urbanisation in developing countries	11
4.2 Dietary convergence, but diverging local consumption	14
4.3 Convergence towards the double burden of undernutrition and obesity, although at varying speeds	16
4.4 Divergent technology paths due to different constraints and technology frontier levels	17
4.5 Converging interest in transparency and sustainability, but for divergent reasons	18
4.6 Politicised food systems due to divergent interests and resource scarcity	20
<b>5. The Big 3: China, India and Indonesia</b>	<b>22</b>
<b>6. Opportunities and challenges</b>	<b>24</b>
6.1 Define food security more holistically to cope with structural changes in food demand and supply	24
6.2 Predict and anticipate the convergence of trends for early policy development, but assess spillover effects	25
6.3 Enhance national capacity in monitoring food system metrics and natural resources	26
6.4 Strategise by anticipating the convergence and divergence of trends in each market	26
<b>7. Appendix: Research approach</b>	<b>28</b>
7.1 Overview	28
7.2 Triangulating themes	28
7.3 Literature review: references	30
<b>8. References</b>	<b>32</b>



# 1. About the report

This Asia Food Systems 2030 report is an Economist Intelligence Unit report, sponsored by Cargill. The report is based on wide-ranging research and in-depth interviews with experts in the food systems<sup>i</sup> field. A full explanation of the methodology is contained in the Appendix. This particular report is meant to provide regional context about food systems in Asia<sup>ii</sup> and set the scene for subsequent reports. The analysis and content of this report cover the period from June to September 2017. The research was undertaken by us, and the views and opinions expressed in this publication are ours and do not necessarily reflect the views of Cargill.

Our thanks are due to the following people (listed alphabetically by surname) for their time and insights:

- Ishteyaque Amjad, Coca-Cola India and South West Asia
- Dr Sumiter Broca, Food and Agriculture Organisation of the United Nations
- Ron Christianson, McDonald's
- Gwyneth Fries, Agility Logistics
- Dr Paul Teng, S. Rajaratnam School of International Studies
- Delfin Ganapin, World Wide Fund for Nature
- Matt Kovac, Food Industry Asia
- Pushpanathan Sundram, former Deputy Secretary General of ASEAN for ASEAN Economic Community
- Dr Achmad Suryana, Indonesian Centre for Agricultural Socio-Economic Policy Studies
- Dr Tan Siang Hee, CropLife Asia
- Dr Tan Sze, Nestlé
- Zee Yoong Kang, Asia Roundtable on Food Innovation for Improved Nutrition

*For further information, please contact:*

**Economist Intelligence Unit**

Stefano Scuratti, Principal: stefanoscuratti@economist.com

Ruth Chiah, Consultant: ruthchiah@economist.com

<sup>i</sup> At its simplest, a food system covers “end-to-end” activities, from production to consumption, and even disposal. More broadly, it also covers “...the governance and economics of food production, its sustainability, the degree to which we waste food, and how food production affects the natural environment”.

<sup>ii</sup> In this report, Asia refers to South Asia, East Asia and South-east Asia, unless otherwise stated. Middle East countries (which are sometimes known as West Asia countries) are not included.



## SEPARATE TABLES

### BRINGING TOGETHER ASIA'S FOOD SYSTEMS

---

## About the Economist Intelligence Unit

The Economist Intelligence Unit is the research arm of The Economist Group, publisher of The Economist. As the world's leading provider of country intelligence, we help governments, institutions and businesses by providing timely, reliable and impartial analyses of economic and development strategies. Through our public policy practice, we provide evidence-based research for policymakers and stakeholders seeking measureable outcomes in fields ranging from gender and finance to energy and technology. We conduct research through interviews, regulatory analysis, quantitative modelling and forecasting, using interactive data visualisation tools to display the results. Through a global network of more than 350 analysts and contributors, we continuously assess and forecast political, economic and business conditions in more than 200 countries. For more information, visit [www.eiu.com](http://www.eiu.com).

## About Cargill

Cargill provides food, agriculture, financial and industrial products and services to the world. Together with farmers, customers, governments and communities, it helps people thrive by applying insights and over 150 years of experience. It has 155,000 employees in 70 countries that are committed to feeding the world in a responsible way, reducing environmental impact and improving the communities where we live and work. For more information, visit <https://www.cargill.com>.

## 2. Executive summary

What will Asian food systems look like in 2030? There is no simple answer to this question, because Asia encompasses a complex mix of countries, divided by borders, policies, cultures, uneven development and other socioeconomic differences. There is no single “Asian” food system, and Asia cannot be analysed as a single entity.

Experts recognise that existing food systems will not remain stagnant as Asia urbanises and grows ever more populous. However, discussions around diet, food supply and food security often focus on Asia as a whole, rather than focusing on its different sub-regions and countries. This broad approach masks complex and often divergent policy and societal concerns, and it also risks strategic misalignment when preparing for the future. In light of this, how are companies and policymakers strategising for the future? How prepared are they to identify where divergence will remain, and where cities and countries will converge into similar food landscapes?

This report begins to address these questions by providing regional context about food systems in Asia, setting the scene for a series of subsequent reports that will analyse the critical issues that the region will face in the period to 2030. In order to understand the systemic concerns regarding Asian food systems, this report focuses on two questions:

- Which megatrends are driving the divides in Asian food systems?
- What are the challenges and opportunities for policymakers and the private sector in managing these trends?

The answers to these two questions are summarised below and discussed in more detail in the remainder of the report.

## 1. Which megatrends are driving the divides in Asian food systems?

- **Urbanisation will remain a dominant trend, occurring at a faster pace in developing Asia.**

Asia will be home to nearly half of the world's urban population by 2030, with China, Indonesia and India accounting for three-quarters of Asia's new urban dwellers. This will have significant effects on food production and demand, as urban consumers have more diverse diets and typically consume more convenience food. Competition for land will also affect trade in food and supply chains, particularly as modern retail becomes more prominent and changes food distribution systems.

- **Diets will become more energy-dense and will move away from direct consumption of cereals, but local factors will affect how this transition happens in different countries.**

Urbanisation, income growth and greater food availability through trade will encourage broad dietary convergence around higher-value categories of food. However, there will still be considerable variation between countries in terms of the specific food items consumed. For example, a trend towards increased protein consumption will be evident across Asia, but different countries will prioritise different kinds of protein, based on their respective religious beliefs (limiting beef or pork consumption) or the presence of a strong vegetarian culture (as in India).

- **The double burden of obesity and undernutrition will become an increasingly pressing problem for all economies in Asia, but the problem will develop at varying speeds.**

The shift in diet and lifestyle changes that accompany urbanisation and industrialisation will have health implications. Increased access to more energy-dense food and general income growth are likely to drive limited convergence towards the reduction of undernutrition, and to instead pivot Asia towards the double burden of undernutrition and obesity.

- **Research and development (R&D) in food production in Asia will remain a key driver of agricultural development, although the types of innovation will vary across countries.**

Asia is starting from a relatively low base in terms of research intensity, which means that agricultural R&D expenditure will continue to increase, particularly as investments have high expected payoffs in developing countries. However, institutional differences between Asian countries mean that agricultural technology is unlikely to converge in the short to medium term. Instead, the demand and ability to implement innovative food production techniques will vary across and within countries, depending on their level of economic and industrial development. Some countries will need more knowledge-intensive agriculture to close yield gaps and increase productivity. In other countries, newer innovations such as robotics and vertical farming may be needed to overcome issues such as ageing populations and a lack of arable land.

- **Interest in greater transparency and sustainability in food systems will grow across Asia, but for different reasons.**

In developing countries, consumers who are worried about food safety are increasingly looking for transparency and traceability (that is, transparency around where food comes from, and the





ability to trace food through all stages of production). In upper-middle to higher-income countries, however, interest in traceability is more closely related to sustainability concerns. Social media and globalisation have exacerbated the need for transparency. Trade liberalisation will also drive this growing interest in transparency and sustainability, although a lack of harmonised standards and a regional focus in trade will limit regulatory convergence.

- **Politics will continue to play a role in food systems due to divergent interests and resource scarcity.**

As countries urbanise, decisions about how to allocate resources between urban and rural areas will become more political. Water scarcity will become a key issue as national interests diverge, with the advantage resting with upper riparian countries. The headwaters of six of Asia's major rivers are located in Tibet, giving China significant control over water flow to lower riparian countries.

## **2. What are the challenges and opportunities for policymakers and the private sector in managing these trends?**

- **Define food security more holistically to cope with structural changes in food demand and supply.**

Food security can be more broadly defined to include resilience, diversity and affordability, rather than just self-sufficiency. The rise in demand for food in Asia has made it difficult for most countries to remain self-sufficient, particularly China. As increased trade and resource scarcity increase the need for virtual trade in water and land, food security considerations could be broadened to include other strategies, such as the pursuit of diverse import sources, productivity gains and other forms of food security (such as contract farming with overseas suppliers).

- **Predict and anticipate the convergence of trends for early policy development, but assess spillover effects.**

Urbanisation, income growth and environmental changes are happening at a far more rapid pace in Asia than occurred in other developed countries. In response, policymakers could try to anticipate challenges and develop early strategies to address them. For example, policymakers could try to understand how changes in income will affect food systems and then develop appropriate policy responses. Policies could also be localised and assessed for upstream and downstream impacts.

- **Enhance national capacity in monitoring food system metrics and natural resources.**

The lack of data on key food system metrics means that policies and interventions are informed by fragmented evidence. Identifying how trends are likely to converge or diverge requires good data. Governments could focus on building robust datasets that would help them to better design and tailor policies to address food system issues—for example, through the development of metrics assessing specific population groups' characteristics, nutritional quality, crop productivity by region and even vulnerability to climate change.



## SEPARATE TABLES

### BRINGING TOGETHER ASIA'S FOOD SYSTEMS

---

- **Strategise by anticipating the convergence and divergence of trends in each market.**

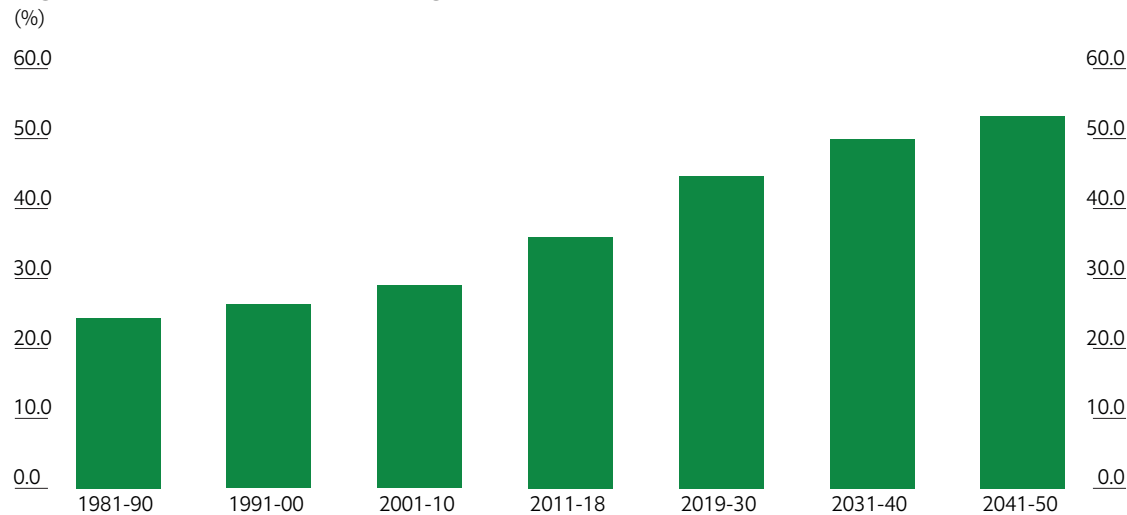
When setting corporate strategies, companies could consider how these megatrends are likely to converge and where they will remain divergent. However, even with convergence, parallel localisation will still be important. For food and retail companies, it is important to understand that the global convergence of a trend does not imply convergence to the norms in a European country or a city in the US. For this reason, companies will still need to consider specific market dynamics in each country, perhaps even each province or city. Consumers in Asia are likely to shift to modern retail, but modern retail in Asia may look quite different from the big-box concepts in the US or even modern retail in Europe.



### 3. Background

Asia has long been projected as an engine of global growth. High growth rates have taken its share of global GDP to nearly 30% (as of 2017),<sup>1</sup> and projections suggest that it will account for 53% of global GDP by 2050.<sup>2</sup> The rise in income in such a populous region will also drive a surge in the middle-class population, with projections estimating that 85% of the increase in the global middle class will come from Asia.<sup>3</sup>

**Figure 1: Asia-Pacific's share of global GDP**



Source: The Economist Intelligence Unit.

The transition to higher-income economies is mostly driven by a shift in economic focus towards manufacturing and services. Although agriculture is still important to many people in lower-income economies in Asia, it is already contributing less to GDP and employment as countries focus more on industrial development and the services sector. This is also driven by rapid urbanisation in Asia, which is home to some of the largest urban agglomerations and nearly 50% of global city dwellers. As urban areas are typically generators of economic activity, national resources are more likely to be allocated to cities rather than rural areas, with an estimated 80% of current investment already going to basic urban infrastructure.<sup>4</sup> As young people look to move into cities, the average age of farmers in rural areas has increased, even as agricultural employment has decreased. The decline in already limited arable land per capita in Asia also continues as more and more land is used for non-agricultural purposes.





## SEPARATE TABLES

### BRINGING TOGETHER ASIA'S FOOD SYSTEMS

---

Increases in population, labour force participation and income levels also bring about structural changes in food systems. These macroeconomic forces will translate into changes in both production and demand as Asia develops: the proportion of GDP generated by agriculture will decline as the focus shifts to manufacturing and services, and richer citizens will be able to afford to consume more diverse diets.

However, this focus on Asia as one entity often masks significant differences between countries. Without efforts to understand how megatrends such as urbanisation, income growth and dietary changes will either converge or diverge within Asia, there is a risk that policy issues will be overly simplified (if the trends are divergent), and that policymakers and private-sector stakeholders will fall behind the curve. A sub-regional or even national focus can help to identify country-specific historical trends in supply and demand drivers of food systems, and to signal differences in likely trajectories to 2030.



## 4. Trends and implications

At a basic level, the divide between lower-income and higher-income countries in Asia will drive the different trajectories of their food systems. Higher-income countries will grapple with concerns such as obesity, a decline in domestic food self-sufficiency and increasing awareness of sustainability issues. Some of these issues are already being experienced in other parts of the world, while others will be country-specific. In lower-middle-income countries, the focus will be on undernourishment and stunting,<sup>5</sup> as well as supply-side concerns such as closing yield gaps. In-depth analysis will highlight that even within countries, income inequality, infrastructure quality and rural-urban divides will drive different food system trajectories. This is particularly true in large countries such as China and India, where inequalities already translate into significant intra-country and inter-city differences. As a result, it is important to consider what the roads to 2030 will look like for different countries within Asia.

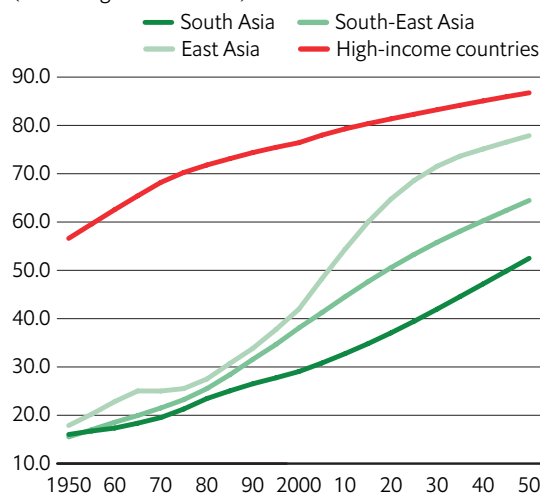
### 4.1 Converging to an urban world, driven by rapid urbanisation in developing countries



Asia will be home to nearly half of the world's urban population by 2030, with China, Indonesia and India accounting for three-quarters of its new urban dwellers. Urban agglomerations in Asia will also be significantly denser than cities elsewhere, with six of the top ten most crowded cities located in the region.<sup>6</sup> Urbanisation will have significant effects on food production and demand, and the rapidity of

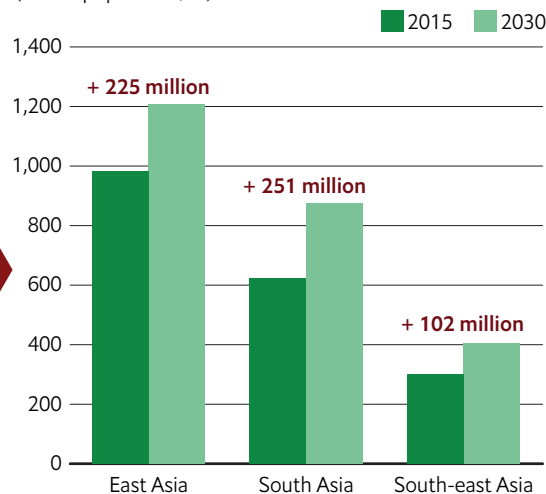
**Figure 2: Urbanisation in Asia**

Asia has been urbanising rapidly, with East Asia converging to high-income country levels (% residing in urban areas)



Source: United Nations Population Division (2014).

Urban population in Asia will increase by 578m people by 2030 (Urban population, m)







## SEPARATE TABLES

### BRINGING TOGETHER ASIA'S FOOD SYSTEMS

this urbanisation means that any convergence of trends affecting food demand and supply will happen much faster. Figure 2 illustrates how rapidly urbanisation will increase in East Asia in particular, and in South-east Asia to a lesser extent.

**The trend towards increased consumption of convenience food will continue in cities in Asia, although with sub-regional variation.** People in urban areas consume more convenience food, in the form of either processed food or ready-made food such as street food. In Asia, imports of processed foods more than doubled to US\$162bn<sup>iii</sup> between 2005 and 2015 as the opportunity cost of time (particularly in cities) rose with economic development. The Global Panel on Agriculture and Food Systems for Nutrition estimates that sales of ultra-processed foods in East Asia and South-east Asia will approach the levels in high-income countries by 2035.<sup>7</sup> Although convenience food has become more popular overall, localisation efforts are still needed to suit different preferences. Oreos, for example, only became popular in China after they had been reformulated to include less sugar and the biscuits had been changed to wafers.<sup>8</sup> Indonesians prefer snacks that are sweeter and available in smaller packaging.<sup>9</sup>

Increased consumption of convenience food also does not fully translate into increased consumption of processed or ultra-processed food. Interviews conducted as part of this research highlighted the strong street food culture in Asia. For example, only 10% of Thai people rely on processed food, with the majority of the population getting their nutrition from traditional street food.<sup>10</sup> In 2016, Baker and Friel noted that street food dominates South-east Asian food service, accounting for 55% of Association of Southeast Asian Nations (ASEAN) transactions in 2011.<sup>11</sup> Street food is likely to remain a dominant form of convenience food in Asia, although with increased regulation<sup>12</sup> and gentrification.<sup>13,14</sup>

**Diverse and energy-dense urban diets will drive convergence towards increased trade and modern retail.** As consumers urbanise, changes in diet will drive changes in the composition of the food trade. Consumers will become more open to non-traditional foods as their incomes rise and cities become more open, and they will diversify their diet to include higher-value but increasingly affordable proteins, fats and sugars. Traditional food supply chains will not be able to keep up with this rapid diversification of urban nutrition and trend towards increasingly calorie-rich diets. Competition for land and water, as well as poor infrastructure in developing countries, will mean that domestic production struggles to meet increased demand. Imported food may be cheaper and preferred if it is of higher quality.<sup>15,16</sup>

The desire for convenience and greater concern about food safety will also encourage growth in modern retail. Supermarket sales in Asia have already expanded much faster than GDP growth,<sup>17</sup> and in countries such as Vietnam, food safety concerns are accelerating the shift towards buying produce and poultry from supermarkets.<sup>18</sup> The spatial concentration of urban populations also creates scope for modern retail chains, attracting foreign investment from global retailers. The increasing importance of modern retail, and the subsequent implications for price-setting, quality standards and overall logistics, benefit companies with economies of scale, particularly those that are vertically integrated.

<sup>iii</sup> Calculated for Bangladesh, Cambodia, China, Hong Kong, Macao, India, Indonesia, Japan, Malaysia, Maldives, Mongolia, Pakistan, Philippines, South Korea, Singapore, Sri Lanka, Thailand, Vietnam and other Asia. Asian countries without data were excluded. Data sourced from COMTRADE.



## SEPARATE TABLES BRINGING TOGETHER ASIA'S FOOD SYSTEMS

Regional giants such as the CP Group and San Miguel Foods Group have their own supermarket-type supply chains and retail outlets.

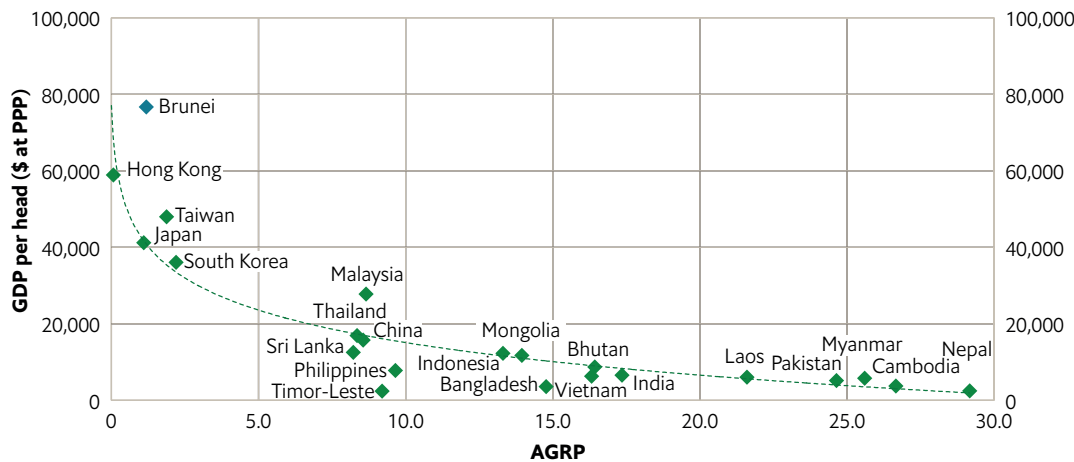
**Increased dietary diversity will cause divergence between demand and domestic supply, increasing regional competition for food imports.** Asian countries will have difficulties meeting growing demand using local resources. This will provide export opportunities for countries with strong agricultural sectors,<sup>19</sup> and Asian countries converging towards heavier consumption of meat, fish, oil and sugar will begin to compete for imports from exporting nations outside Asia. Today, imports for key staples already depend heavily on countries outside Asia. For example, China imports about 85% of its soybeans from Brazil and the US while the Philippines is almost completely dependent on imports of wheat, mainly from the US.<sup>20</sup> Meat imports in Asia are also mainly from the Americas (US and Brazil), as well as Australia.<sup>21</sup>

For developed countries that are already dependent on neighbours for specific crops, virtual trade in water and land (which refers to the concept of how global trade has allowed resource-scarce countries to rely on the resources in other countries) will be disrupted as developing countries shift away from agriculture, driving regional competition for land and infrastructure funding. At present, a significant proportion of Asian imports for food come from intra-regional trade: 37% of all 2016 food imports in Asia came from other Asian countries.<sup>iv</sup>

At the macro level, agriculture's contribution to GDP will decline as developing Asian countries industrialise, reducing the incentive to export unless there is a strong comparative advantage in doing so (for example, palm oil for Indonesia and Malaysia; rice for Vietnam and Thailand). As agriculture's contribution declines, the focus will shift to balancing the need to transition to high value-add crops or crops with strong comparative advantage against the need for some security in staple crops.

### Figure 3: Relationship between income and agricultural dependence

Increasingly wealthy Asian countries depend less on agriculture, increasing the need for imports of food, particularly food that is not produced locally or that is cheaper to import



Source: The Economist Intelligence Unit.

<sup>iv</sup> Calculated from UNCTADSTAT trade data



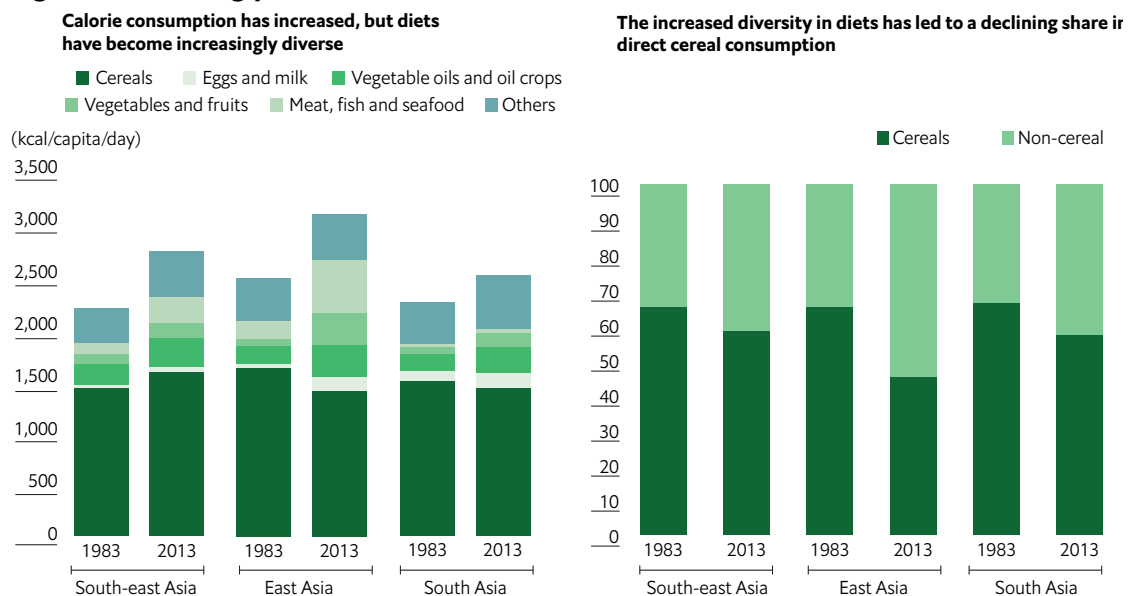
## 4.2 Dietary convergence, but diverging local consumption

Urbanisation	<b>Dietary transition</b>	Nutrition	Technology	Transparency, sustainability	Food politics
--------------	---------------------------	-----------	------------	------------------------------	---------------

Interviewees consulted as part of this research highlighted that significant growth in calorie consumption is unlikely in the coming years in Asia because few countries in the region are consuming less than 2,500 calories per capita a day. As a result, people may consume more food, but not a lot more. However, the composition of those calories will change, with a shift towards more oils, fats, livestock products and fruits. There is already broad convergence towards higher-value categories of food, reflected in growing consumption of convenience foods and animal protein. At the same time, there is still considerable variation across Asia in how these increases translate into specific food items. Local factors such as culture, religion and demographics widen the divergence.

**Income growth in Asia will continue to drive the transition away from direct consumption of cereals, particularly rice.** Globally, it has been observed that people eat fewer direct carbohydrates as they become wealthier, but consume more cereals indirectly through meat.<sup>22</sup> This is much more resource-intensive because it takes 2 to 3 kg of feed to produce 1 kg of chicken or 1 kg of pork. The ratio for beef is between 5:1 and 20:1.<sup>23</sup> In Asia in particular, this shift will lead to decreased consumption of rice on a per-capita basis. However, increased consumption of wheat in the form of cakes, pastries and bread has been observed in some Asian countries due to interest in more “Western” forms of food. For example, South-east Asian countries will consume 23.4m tonnes of wheat in 2016–17 (up from 16.5m tonnes in 2012–13), and India has become a net importer of wheat (after long being a net exporter).<sup>24</sup>

**Figure 4: Increasingly diverse and rich diets**



Source: FAOStat



## SEPARATE TABLES

### BRINGING TOGETHER ASIA'S FOOD SYSTEMS

Rice consumption has been observed to decrease faster among higher-income countries and urban populations,<sup>25</sup> supporting the argument that per-capita rice consumption will plateau as incomes rise. However, although there is general agreement that per-capita rice consumption will decrease, different countries are likely to have different minimum thresholds before consumption plateaus, which will slow diversification away from rice.<sup>26</sup>

**Consumers in Asia will move towards more energy-dense diets, particularly involving protein and sugar.** Protein, fat and sugar will account for most of the increase in calories consumed in Asia, and an increased share of the food basket. Meat, dairy and fish consumption is already responsible for higher protein intake in South-east Asian countries, particularly Myanmar, Indonesia and Vietnam.<sup>27</sup> The United Nations Food and Agriculture Organization (FAO) projects that most of the increase in demand for animal protein by 2030 and beyond will come from developing Asia. This will have knock-on effects on demand for animal feed. Between 1990 and 2012, demand for concentrated feed (which includes wheat, rice and coarse grains) more than doubled in the Philippines, Indonesia and China, driving increases in feed prices and increased volatility in the market.<sup>28</sup>

**Trade liberalisation will accelerate the shifts in diet.** The reduction in trade barriers, access to wider markets and potentially cheaper commodities available on a global market will help to drive a shift in diet in developing countries to include more animal products. As Drewnowski et al. have argued, trade reduces the relative cost of dietary energy, resulting in increased consumption of energy-dense (if not necessarily more nutrient-rich) food, through factors such as increased trade in food such as sugar and vegetable oils, as well as income growth encouraged by trade.<sup>29</sup>

**Divergent local consumption will be driven by culture, religion and demographics.** Although Asian consumers will move away from direct consumption of cereals and towards more diverse diets, different consumers in different places will still eat different food. For example, although protein consumption is set to increase across the board in Asia, people's main source of protein will differ across countries and ethnic and religious groups. Muslim-majority Indonesia will drive demand for poultry, for example, while China drives demand for pork (of which it currently consumes half of the global supply).<sup>30</sup> Similarly, although consumption patterns for processed foods have converged, Malaysia reports high levels of consumption of oils and fats, while the Philippines and Thailand report significant consumption of soft drinks.<sup>31</sup> Importantly, convergence also does not necessarily mean convergence to a Western norm. In Asia, for example, non-alcoholic and fortified beverages (such as juices, tea/coffee and bottled water) drive growth in the beverage sector. In the West, growth is driven by alcoholic beverages and carbonated soft drinks.<sup>32</sup>

### 4.3 Convergence towards the double burden of undernutrition and obesity, although at varying speeds

Urbanisation	Dietary transition	<b>Nutrition</b>	Technology	Transparency, sustainability	Food politics
--------------	--------------------	------------------	------------	------------------------------	---------------

The structural shift in consumer demand for food and the changes in lifestyle that accompany a transition away from agricultural production will have cascading effects on health and production. Accelerated urbanisation and globalisation have already produced food systems that focus on food quantity rather than quality, particularly cheap but filling processed food and increasingly affordable sugar- and fat-heavy food.

**Dietary changes are likely to drive limited convergence towards a reduction in undernutrition, but at rates that are insufficient to end all malnutrition by 2030 (Sustainable Development Goal 2).** Estimates of global reductions in calorie insufficiency expect the bulk of this progress to occur in Asia, where there is considerable variance in the prevalence of undernutrition. However, Asia is still likely to have significant levels of undernutrition in 2030,<sup>33</sup> and this will continue to be driven primarily by South Asia, where 35.8% of children under the age of five were stunted in 2010–16. South Asian countries have made slow progress towards reducing undernutrition, reflected in the still-high levels of undernutrition and the slow rate of reduction in undernutrition during the most recent decade.<sup>34</sup> In comparison, a much lower proportion of children under the age of five are stunted in East Asia and the Pacific (9.8%). Projections for South-east Asia suggest that the number of undernourished individuals will continue to fall, although at rates that are insufficient to overcome food insecurity.<sup>35</sup>

**Nutritional concerns will pivot towards the double burden of undernutrition and obesity.** Current estimates of overweight/obesity exceed global averages in many East Asian countries.<sup>36</sup> Countries in Asia, therefore, show an increased prevalence of both obesity and undernutrition, resulting in a so-called double burden. In Indonesia, for example, 12% of children are overweight, but another 12% suffer from “wasting” or moderate malnutrition.<sup>37</sup>

**Trade liberalisation is likely to accelerate the convergence of health outcomes in Asia, both positively and negatively.** Trade liberalisation is closely linked to dietary changes: as increasing liberalisation encourages the shift to more energy-dense diets, it also drives subsequent health outcomes. On one hand, trade liberalisation can be a positive force in countries where the food supply is inadequate and calorie insufficiency is an issue. For example, evidence at the national level shows that trade liberalisation tends to increase the overall amount of food that is traded and available in food-deficit countries.<sup>38,39</sup> On the other hand (and as discussed in earlier sections on urbanisation and dietary convergence), trade can also encourage increased consumption of energy-rich food, leading several studies to highlight the links between obesity and trade liberalisation.<sup>40,41</sup>





## 4.4 Divergent technology paths due to different constraints and technology frontier levels

Urbanisation	Dietary transition	Nutrition	<b>Technology</b>	Transparency, sustainability	Food politics
--------------	--------------------	-----------	-------------------	------------------------------	---------------

Global demand for food is expected to increase by about 60% in the period to 2050,<sup>42</sup> with demand undergoing structural changes based on population growth, ageing and urbanisation.<sup>43</sup> Average yields in Asia are currently below the maximum, and closing these yield gaps will be instrumental to increasing efficiency against a backdrop of resource scarcity and climate change. However, due to considerable variation in income and R&D expenditure on agriculture, the level of agricultural sophistication differs greatly among Asian countries. In some countries, agriculture is still dominated by subsistence farming. In others, more technology-intensive farming is dominant (for example, extensive farming or urban farming).

**Agricultural R&D expenditure in Asia is likely to continue increasing, albeit from a relatively low base.** Given the current level of research in Asia, there is significant room for R&D to expand in agriculture, particularly as investments have high expected payoffs in developing countries.<sup>44</sup> Overall, public agricultural research spending has already increased significantly in Asian countries, with China driving one-third of total Asia-Pacific expenditure in 2008. However, many countries in Asia continue to underinvest in agricultural research. Cambodia, Laos and Pakistan all invest less than 0.20% of their agricultural GDP in research, while China and India have relatively low-intensity ratios of 0.50% and 0.40%. To provide some points of comparison, developed countries such as Japan, Australia and South Korea invest 5.46%, 3.56% and 2.22%, respectively, of their agricultural GDP in research.<sup>45</sup>

**Institutional differences between Asian countries mean that agricultural technology levels are unlikely to converge in the short to medium term.** In the period to 2030, countries that are dependent on subsistence farming will focus on implementing knowledge-intensive agriculture, with the aim of closing the yield gap. The advent of ICT and the affordability of smartphones have helped to bridge the gap between R&D providers and smallholders, although structural challenges remain, such as illiteracy, a lack of familiarity with technology and a lack of access to capital. These challenges will persist in the longer term, which means that divergence in agricultural technology is likely to continue. Developing countries need improvements in education, land consolidation and quality investment in infrastructure (such as electricity and the internet) before they will be able to fully implement solutions such as precision agriculture, biotechnology and robotics.

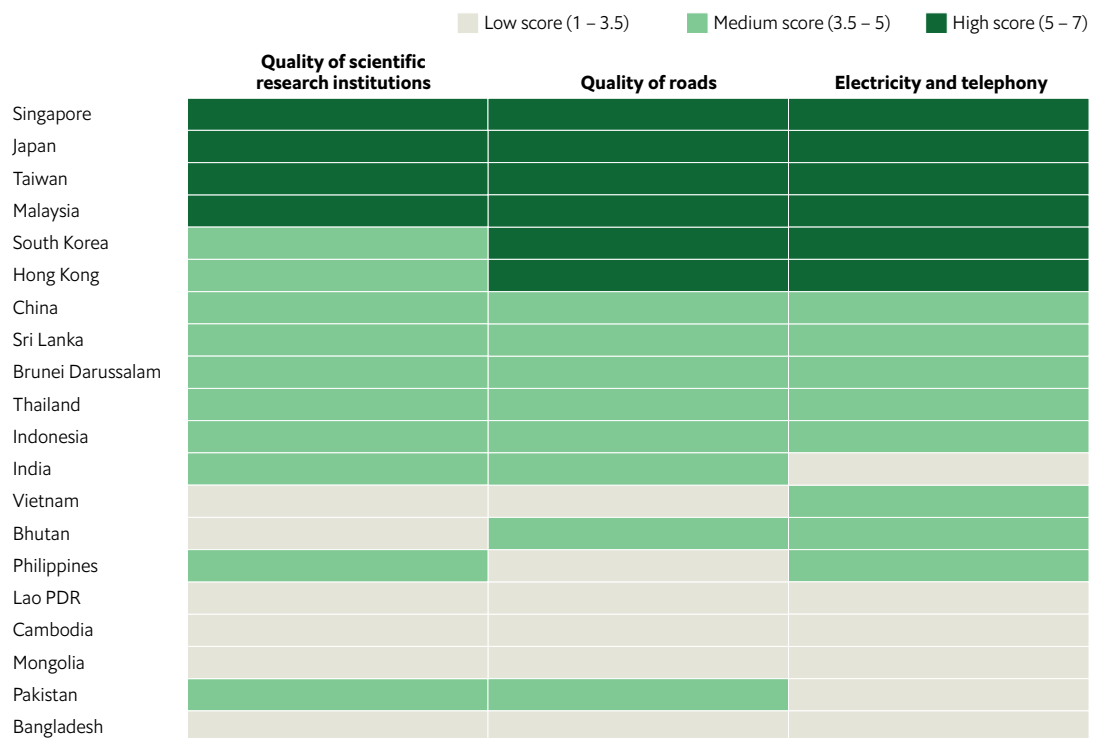
In highly urbanised and high-income areas, technological innovation is likely to focus on solving challenges such as ageing farmers, a lack of land and the need for more capital-intensive solutions. Japan has invested significantly in robotics in agriculture to address the issue of ageing farmers, utilising a second quasi-zenith satellite (Michibiki No. 2) to improve the accuracy of the country's GPS (and hence improve data for unmanned farming). It plans to launch two more navigation satellites



**SEPARATE TABLES**  
BRINGING TOGETHER ASIA'S FOOD SYSTEMS

by the end of 2017.<sup>46</sup> Agriculture is a key aspect of Japan's Robotics Strategy, and the country aims to implement automatic driving tractors in actual fields by 2020. It is also introducing more than 20 types of robot in agriculture and the food industry.<sup>47</sup> South Korea is focusing on transitioning towards technology and capital-intensive agriculture, with an emphasis on smart farming,<sup>48</sup> while Singapore is looking to pioneer urban farming solutions through vertical farming and indoor farming.<sup>49</sup>

**Figure 5: Divergent infrastructure quality and research capabilities in Asia**



Source: World Economic Forum

## 4.5 Converging interest in transparency and sustainability, but for divergent reasons

Urbanisation	Dietary transition	Nutrition	Technology	<b>Transparency, sustainability</b>	Food politics
--------------	--------------------	-----------	------------	-------------------------------------	---------------

**In developing countries, consumers who are worried about food safety are increasingly looking for transparency and traceability.** Food safety will become a more important issue, partly because longer and more global supply chains make it harder for consumers to know where their food comes from, but also due to greater consumer awareness of the food safety issue. Food safety is already a key concern in Asia, where unsafe food remains a major cause of disease and death. According to World Health Organisation (WHO) estimates, food-borne diseases in South-east Asia are responsible for more than 150m illnesses and 175,000 deaths annually.<sup>50</sup> Food safety is not



## SEPARATE TABLES BRINGING TOGETHER ASIA'S FOOD SYSTEMS

limited just to retail and restaurants; hygiene and feed contamination are also issues for livestock and slaughterhouses.

Interviews with experts highlighted significant food safety concerns in developing countries such as Vietnam and Myanmar, as well as China (although there has been some improvement in China following stricter food regulation). Food adulteration and fraud scandals have also increased consumer vigilance. Regulations in most countries are becoming stricter, driven by increased consumer awareness, food scares and greater local capability in food testing. For example, China's new Food Safety Law 2015 imposes stricter obligations on producers, distributors and retailers to monitor products across the supply chain, with harsher sanctions in the event of non-compliance.

**In upper-middle to higher-income countries, interest in food traceability is related more closely to sustainability concerns.** Environmental issues such as deforestation, responsible sourcing and food miles have been topics of interest in developed countries for some time, but they are now beginning to attract more attention (albeit at a slow pace) among consumers in Asia. From a demographic perspective, millennials are more likely to indicate a willingness to pay for "green" labels and traceability,<sup>51</sup> which means that wealthier millennials will be a key demographic for markets such as organic food and sustainably sourced ingredients by 2030. There are also indications that developing countries have a strong interest in sustainability.<sup>52</sup> However, "ethical" food tends to be priced at a premium, and consumers in developing countries have lower disposable incomes, potentially limiting their consumption of sustainable food. Some estimates suggest that sustainable products are 30% more expensive than traditional products.<sup>53</sup> If this remains the case, the shift towards sustainable food is likely to be led by higher-income countries in the period to 2030.

**Social media and globalisation amplify the feedback loop for food trends and scandals, increasing the need for transparency.** Public interest in sustainability and food safety is also driven by globalisation and social media, both of which make it possible to disseminate information more rapidly and more widely. On the positive side, this means that consumers can now access nutrition information easily. Interviewees noted that nutrition is complicated and often relies on scientific jargon, but access to the internet can make this easier to navigate, particularly if health and science authorities build a strong online presence. Social media also incentivises companies to behave, as a mishap in one market can easily spread to another via viral news. However, social media also amplifies fears about food safety. According to Sun Yat-sen University's Big Data and Communications Laboratory, rumours about food safety constitute one of the most widespread topics on WeChat in China.<sup>54</sup> Dieticians have also noted the challenges associated with misinformation and hype, ranging from the gluten-free trend<sup>55</sup> to fad diets (such as the grapefruit diet)<sup>56</sup> and celebrity promotion of quick-fix products. The use of smartphones and increased use of the internet will further increase the need for transparency and trust-building with consumers.

**Trade will drive converging interest in transparency and sustainability, although a lack of harmonised standards and a continued regional focus in trade will limit regulatory convergence.** Although trade liberalisation can affect food safety both positively and negatively, one



## SEPARATE TABLES

### BRINGING TOGETHER ASIA'S FOOD SYSTEMS

of the advantages of imported food is that it can be of higher sanitary quality than locally produced food in lower-income countries.<sup>57</sup> For example, a domestic milk poisoning scandal in China in 2008 drove Chinese consumers to mass purchase foreign brands of milk powder when travelling overseas.<sup>58</sup> Integration into global supply chains also means that firms in Asia need to cater for the demands of consumers in developed markets, and exports to markets such as Europe help to improve food safety because exporters have to meet higher standards. For example, Thailand has improved its poultry standards as it seeks to export to the EU.<sup>59</sup> Farmers concentrating on domestic markets face less pressure to improve food standards.

There has been some regulatory convergence towards global food safety standards (for example, at the ASEAN level), albeit at a slow pace. In countries where food safety and seasonality are issues, imports also help to increase food availability and make food safe to eat (for example, Chinese imports of infant formula following domestic food safety scandals).<sup>60</sup> In Vietnam, consumers already focus on the country of origin when purchasing food.<sup>61</sup>

## 4.6 Politicised food systems due to divergent interests and resource scarcity

Urbanisation	Dietary transition	Nutrition	Technology	Transparency, sustainability	<b>Food politics</b>
--------------	--------------------	-----------	------------	------------------------------	----------------------

**As countries become more urban, decisions about how to allocate resources between urban and rural areas become more political.** For example, the decision to protect farmers through the use of subsidies, price floors or trade barriers comes at the expense of higher prices for consumers in urban areas. Globalisation has also led to the coupling of energy and food markets, increasing food price volatility. For example, the 2011 food price spikes led Asian governments to feel wary about market movements and their impact on food security.

From an intra-country perspective, large urban centres are usually the economic centres of a country. Policymakers are therefore incentivised to invest in urban infrastructure, resulting in an estimated 80% of investment today going to basic urban infrastructure.<sup>62</sup> This may lead to underinvestment in the urban-rural links necessary for a resilient food supply chain, which imposes economic costs. A 2008 report from the World Bank, for example, estimated that India's fruit and vegetable post-harvest losses were equivalent to 40% of total annual production.<sup>63</sup>

**National interests will increasingly collide as water scarcity worsens, with the advantage resting with upper riparian countries.** While climate change is a long-term trend, increased water scarcity will be a key impact. Agriculture is the main user of freshwater on the planet, but it faces competing uses. By 2030, Asia is projected to need 65% more water for industrial use, 30% more water for domestic use and 5% more water for agricultural use.<sup>64</sup> This increased need for water (coupled with declining resources) will drive water politics between upper and lower riparian countries. The headwaters of six of Asia's major rivers are located in Tibet, giving China significant control over water flow to lower riparian countries.<sup>65</sup>



**Figure 6: Dams along the Mekong**



The Mekong Delta is a major agricultural centre in Asia (producing more than 16m tonnes of rice annually) and a productive inland fishery. However, the uneven development between countries along the Mekong River has given rise to competing demands for the Mekong River's resources.<sup>66</sup> China and Laos both have major hydropower plans for the Mekong River: Laos wants hydropower to be its main source of revenue by 2025, and China has built six hydroelectric dams on its stretch of the river.<sup>67</sup> Downstream Mekong countries worry about the impact of the dams on fisheries and agricultural sites. (The dams could cut the sediment load—which provides the river's nutrients—and adversely affect soil and fishing.) In South Asia, dams built in India and China have negatively affected agriculture in Bangladesh,<sup>68</sup> and tensions have risen in recent years, partly due to hydroelectric projects (as well as geopolitical issues).

Water-related tensions will worsen as demand for electricity and water increases in Asia. Energy demand is expected to rise by 27% to more than 300 quadrillion British thermal units (Btu) by 2030, and China alone is expected to account for nearly one-quarter of global primary energy consumption by 2030. With no formal trans-boundary water-sharing agreements in Asia between China and downstream countries, divergent political interests will continue to drive water nationalism, posing significant food system risks to lower riparian countries.





## 5. The Big 3: China, India and Indonesia

China, India and Indonesia alone will account for 75% of Asia's total population and 60% of its real GDP by 2030.<sup>v</sup> The food system transitions in these three countries will therefore have profound regional and global impacts, with the sheer size of their populations and their economic strength in the coming years affecting global demand and supply of food.

**Increased consumption of meat in China and Indonesia, but low growth in India.** China's calorie consumption increased by almost 30% between 1983 and 2013. During the same period, India and Indonesia's calorie consumption increased by 11% and 17%, respectively. By 2030, China is projected to consume an additional 30 kg of meat per person.<sup>69</sup> India's strong vegetarian culture reduces the possibility that India will emerge as a major meat consumer, but some projections estimate that India's meat consumption (mostly poultry) will rise to 9 kg in 2050, from a base of 3 kg.<sup>70</sup> Indonesia is projected to consume 10–11 kg of meat per capita by 2030.<sup>71</sup> In terms of composition, China's increase in calorie consumption has been driven by increases in the consumption of meat, as well as vegetables and fruit. Pork accounts for the majority of animal protein consumed, and it accounted for 75% of meat consumed in China.<sup>72</sup> Consumption of beef, fish and chicken has also grown quickly, albeit from a low base. India's meat consumption mainly involves chicken and fish (63%), reflecting the fact that 80% of residents claim Hinduism as their religion.<sup>73</sup> In Indonesia, meat consumption mainly involves fish (45%). Dairy products and eggs account for a larger proportion of calories consumed in China and India (4% and 6%, respectively) than in Indonesia (1%).

**Growing demand for food that is more resource-intensive and a lack of resources will drive the need for trade, to varying degrees.** China has a long-standing grain self-sufficiency target of 95% and has remained largely self-sufficient in grain, with the exception of soybean (feed material for pigs), of which it is the world's largest importer.<sup>74</sup> However, China is unlikely to be able to maintain absolute self-sufficiency given the surge in demand, its lack of arable land and soil degradation. Projections tend to point towards greater import dependence for meat and dairy products, as well as grain to a lesser extent.<sup>75</sup> India is more likely to meet increases in demand for staples through domestic supply, although it will need to import significant amounts of vegetables, oils, and to a lesser extent, pulses and meat.<sup>76</sup> Indonesia currently relies on imports to meet demand for key food products and ensure its food security, and it is likely to face increased demand for imported food such as wheat and beef.<sup>77</sup>

<sup>v</sup> Economist Intelligence Unit data. This excludes Australasian, West Asia and Middle Eastern countries.



## SEPARATE TABLES

### BRINGING TOGETHER ASIA'S FOOD SYSTEMS

---

All three countries have food self-sufficiency targets, but China has displayed greater willingness to move to market-based solutions. China has ambitious self-sufficiency targets, but the Thirteenth Five-Year Plan (2016–20) focuses on land consolidation and modernisation of the agricultural sector, as well as greater openness to imports.<sup>78</sup> Indonesia introduced a new Food Law in 2012 to build self-reliance and ensure food security by prioritising the domestic production of staple food, and it has set self-sufficiency targets for five staple crops. However, these programmes have been criticised for their high costs and significant market distortion.<sup>79</sup> India is largely self-sufficient in most key staples and has stressed the need for self-sufficiency in its five-year plans. However, it is expected to face significant challenges in meeting its self-sufficiency targets due to decreasing productivity growth and scarce natural resources.<sup>80</sup>

## 6. Opportunities and challenges

The challenge for policymakers and companies will be to identify specific hurdles and opportunities in each market, while managing any eventual convergence towards urban food systems. By looking into drivers of future trends, stakeholders can identify areas of risk and evaluate existing policies based on projected challenges to the food system. Any long-term strategy should proactively anticipate challenges and seek solutions. With this in mind, how can policymakers and companies manage the trends discussed in this report?

### 6.1 Define food security more holistically to cope with structural changes in food demand and supply

**Food security could be more broadly defined to include resilience, diversity and affordability, rather than just self-sufficiency.** The Global Food Security Index defines food security as an issue encompassing the availability, affordability, and safety and security of food for households. Food self-sufficiency, on the other hand, refers only to a country's ability to feed its population from domestic resources.<sup>81</sup> The surge in demand for food products in Asia has made it difficult for most countries to remain self-sufficient, particularly China. It is unlikely that these countries will be able to meet the growing demand for food with domestic resources alone over the next 15 years.

As trade flow increases and resource scarcity heighten the need for virtual trade in water and land, food security considerations could be broadened to include other strategies, such as identifying diverse food sources (including sources of imports, particularly for staples), optimising local production through investment and research, and contract farming. These strategies address the broader aim of securing safe, affordable food for consumers and have been implemented with success in Singapore—a country that imports 90% of its food but was ranked third in the Global Food Security Index 2016. Agricultural policies could also address more long-term concerns, such as competition for water, labour productivity and land use.

**Mirroring the shift in consumption, food security policies could look beyond rice.** Food security efforts in Asia are heavily biased towards policies dealing with staple grains, such as public support for rice production and interventions in staple grain markets. The bulk of public subsidies and research have been linked to national targets for cereals output and self-sufficiency (particularly in rice), despite changing demographics and diets.<sup>82</sup> Per-capita rice consumption is falling, however, which means that self-sufficiency policies centred on grains and access will become outdated if they are not revised in response to changing consumption patterns. Current policies such as stockholding and trade restrictions in large importing ASEAN countries have stabilised prices but at a much higher price level.<sup>83</sup> This is regressive, as lower-income households tend to spend more of their budget on food and staple crops.



Polymakers could consider incentivising farmers (particularly marginal farmers) to diversify production and move towards supplying more lucrative crops, while also boosting productivity assistance to larger and more productive farms. Productivity needs to increase and should be measured across a broad range of indicators, extending well beyond rice yields.

## 6.2 Predict and anticipate the convergence of trends for early policy development, but assess spillover effects

### **Develop proactive policies anticipating coming changes in diets, supply chains and health issues.**

The management and regulation of food systems—from growing food to disposing of it—requires a complex and multi-stakeholder effort from governments, often in the face of competing interests. Urbanisation, income growth and environmental changes are happening at a far more rapid pace than occurred in other developed countries. In light of this, policymakers could consider ways to anticipate challenges and develop early strategies in response. For example, policymakers could focus on understanding how changes in income will affect diets in different parts of the country, and then build a transition plan to prepare their agricultural sector for this shift in demand. Alternatively, policymakers could focus on the double burden of undernutrition and obesity and move proactively in anticipation of increased incomes and urbanisation. (In such cases, the best policy is often education, which is a long-term investment.) At the macroeconomic level, an integrated approach is needed to manage urban-rural links for long-term development. Strengthening urban-rural infrastructure connectivity is critical to building a resilient food supply chain, both in terms of channelling food imports through urban centres and supplying local food through rural areas.

### **When assessing the upstream and downstream consequences of food and agriculture policies, look beyond the border for impacts.**

Increasingly diverse diets, longer food supply chains and complex nutritional choices complicate policy decisions when it comes to food. Policy interventions in one part of a food supply chain will have cascading and often unintended upstream and downstream impacts. For instance, restricting imports of rice to protect smallholders may have nutritional impacts. The World Bank noted that in Indonesia and the Philippines, retail prices for rice have been more than 50% higher than in other South-east Asia countries, leading the urban poor to spend more on rice rather than on food with greater nutritional value.<sup>84</sup> The growing interdependence across countries adds further complexity because policies need to consider international competitors and consumers. For example, Thailand conducted a rice stockpiling exercise (buying up rice from farmers at above-market prices) in 2012 to drive up global prices. In the end, however, India increased its rice exports and left Thailand with 13m tonnes of rotting rice and legions of unpaid farmers.<sup>85</sup>

**Local and regional influences affect the success or failure of policy transfers.** Interviews with experts highlighted that when solutions from other, more developed countries are implemented elsewhere, they are not always localised to meet the country's specific concerns and requirements. For example, the prevalence of street food in Asia means that policies targeting large-scale manufacturers to reduce sugar or fat are insufficient, because people can switch to equally unhealthy options



## SEPARATE TABLES

### BRINGING TOGETHER ASIA'S FOOD SYSTEMS

available in hawker centres.<sup>86</sup> Similarly, when considering meat consumption, policies would need to recognise that environmental concerns differ greatly in China (where pork and beef are popular) and India (where beef is not generally eaten and there is a large vegetarian population).

## 6.3 Enhance national capacity in monitoring food system metrics and natural resources

**A lack of updated, detailed data makes it difficult to tailor policies appropriately.** Identifying how trends are likely to converge or diverge requires good data, and tailoring or designing policies to address food system issues requires robust and comprehensive data on specific population groups, nutritional quality, crop productivity by region and even vulnerability to climate change. As the Global Panel on Agriculture and Food Systems for Nutrition noted, much of the data available on diets are not about what people actually eat, but are estimates based on a range of assumptions drawn from production or sales data.<sup>87</sup>

Collecting statistics is a resource-intensive exercise, and developing countries tend to need more time to build capacity in this area. However, the lack of data on key food system metrics—such as the average size of farms,<sup>88</sup> the quantity and quality of food intake across different population groups<sup>89,90</sup> and food loss data<sup>91</sup>—means that policies and interventions are based on fragmented evidence. With increased pressure on resources, and in anticipation of the coming impact of climate change, there is a need to better manage Asia's natural resources. Gathering information on sustainable practices and mapping the use of natural resources will be necessary to avoid resource overexploitation and improve resource management.

## 6.4 Strategise by anticipating the convergence and divergence of trends in each market

**Companies could assess where trends are likely to converge or diverge and then plan corporate strategies accordingly.** When setting corporate strategies, companies could take into account the short-term and long-term implications of trends that are likely to converge and trends that are likely to remain divergent. For example, it is clear that urbanisation trends will converge in the long term, but how this happens, and how it should be managed, will differ greatly between countries and even cities. Investment in infrastructure is also likely to increase as countries develop, but the quality and enforcement of regulation will differ greatly based on existing political structures. To manage this, long-term corporate strategies could incorporate likely improvements in expressways or ports up to 2030, while recognising that institutional changes (such as metropolitan planning and local taxes) will remain divergent.

**Convergent trends do not negate the need for localisation.** For food and retail companies, it is important to understand that the convergence of a trend does not imply convergence to the norms in a European country or a city in the US. For example, convergence towards modern retail is likely to happen, but modern retail in Asia will not be exactly the same as in other regions. Walmart's failure



## SEPARATE TABLES BRINGING TOGETHER ASIA'S FOOD SYSTEMS

---

to take into account local Chinese tastes led to a loss of market share to Sun-Art.<sup>92</sup> Sun-Art integrated the convenience of modern retail with the look and feel of traditional wet markets, successfully outperforming Walmart's big-box format. Localisation is not just limited to country tastes; city-level tastes may be the driving predictor of localisation needs, given Asia's rapid urbanisation.

## 7. Appendix: Research approach

The term “food system” can be defined in different ways. At its simplest, a food system covers “end-to-end” activities, from production to consumption, and even disposal. More broadly, it covers “the governance and economics of food production, its sustainability, the degree to which we waste food, and how food production affects the natural environment.”<sup>93</sup> The FAO defines a food system as encompassing all the stages of keeping us fed: growing, harvesting, packing, processing, transforming, marketing, consuming and disposing of food.

For the purposes of this report, we have defined a food system as including “all activities in the food supply chain, from production, processing and packaging to logistics, distribution, consumption and disposal, as well as policy considerations such as the environment, health, governance, sustainability and supporting infrastructure and institutions.”

Asia is also defined differently in various publications and databases. In this report, Asia refers to South Asia, East Asia and South-east Asia, unless otherwise stated. Middle East countries (which are sometimes known as West Asia countries) are not included.

### 7.1 Overview

The objective of this research was to analyse food-related trends along the value chain (from production to waste) and to draw out underlying themes that will be critical in 2030 and themes that are particularly relevant to Asia. For this reason, our methodology focused on identifying a list of key trends through a literature review, and then narrowing the list of over 90 trends down to key thematic issues for Asia, based on our internal analysis and expert input (gathered via interview). Each thematic issue was then explored to develop a consistent narrative for Asian countries.

### 7.2 Triangulating themes

We identified more than 90 trends along the various parts of the food value chain, based on the literature review and the environmental scan.<sup>vi</sup> A PESTLE analysis was then carried out to categorise these trends, and to ensure that the list of trends was comprehensive. An internal discussion was held to validate and review the PESTLE analysis, and to identify the 30 major and consistent trends (based on the literature review).

An online questionnaire focused on the shortlisted trends was then developed and shared with the experts who were being interviewed for the study. We ran concurrent interviews with these experts to obtain their views on the overall food system(s) in Asia, as well as underlying trends. The interviews provided deeper insight into critical research issues and topics, ensuring that the study incorporated the latest thinking and expertise of those working directly in this field. The insights from the interviews and the results from the questionnaires were then analysed to draw out the themes.

<sup>vi</sup> The list of publications reviewed during this phase is listed in the section titled “Literature review: references.”



Figure 7: Research programme phases

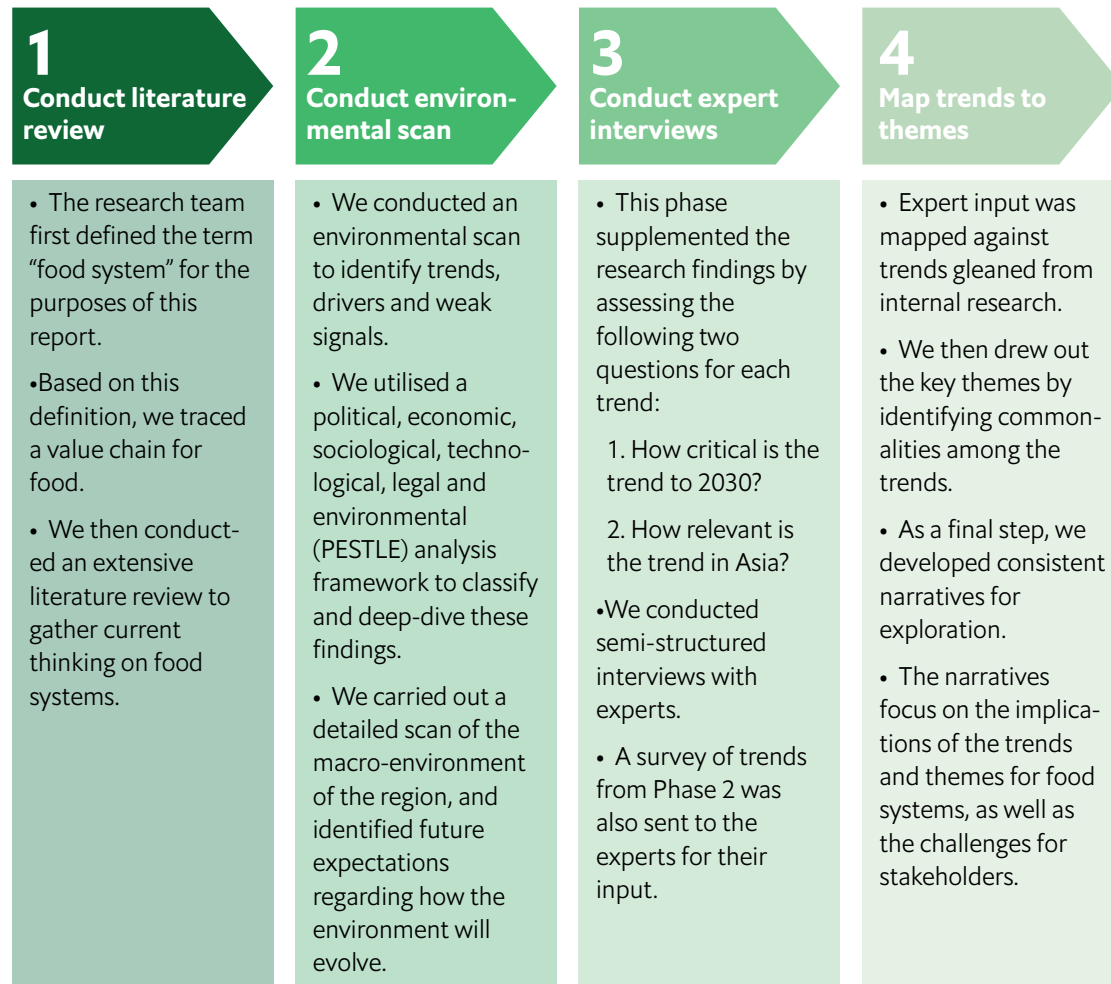
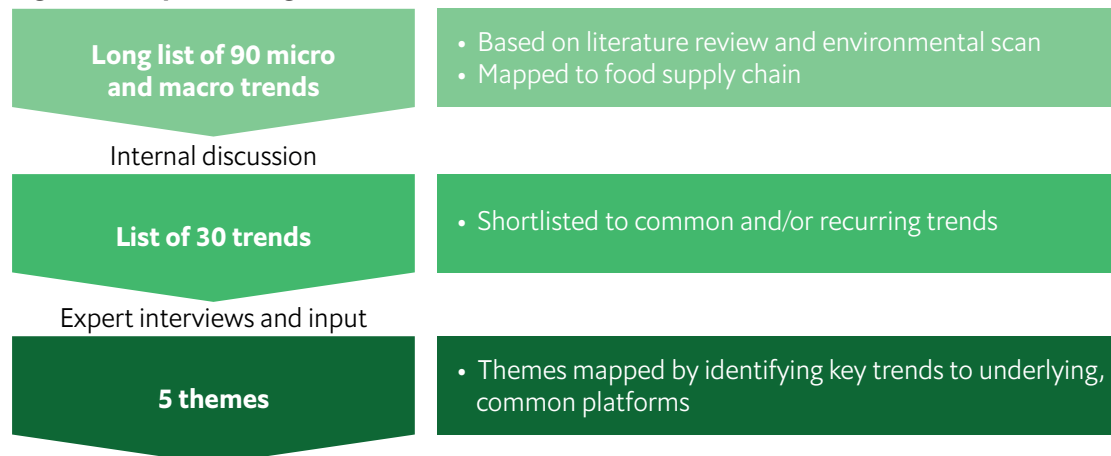


Figure 8: Steps in triangulation of themes



Source: The Economist Intelligence Unit.

### 7.3 Literature review: references

1. Centre for Liveable Cities. (2015). *A case study of Singapore's Smart Governance of Food*. Paper for the Governance of the Smart Cities Food Agenda Symposium, organised by Bicocca University, Italy, and Edinburgh Napier University, UK.
2. Forum for the Future, in partnership with FrieslandCampina. (n.d.) *Addressing food and nutrition security through partnerships and strong business leadership: Summary of findings on how business and multisector collaboration can accelerate food and nutrition security in Southeast Asia*. London, UK: Forum for the Future.
3. Alexandratos, N., and Bruinsma, J. (2012). *World agriculture towards 2030/2050: The 2012 revision*. ESA Working Paper No. 12-03. Rome, Italy: FAO.
4. APEC. (2014). *APEC food security roadmap towards 2020 (Version 2014 Draft Track)*. Paper for the Policy Partnership on Food Security Meeting, Beijing, China, August 14–15, 2014.
5. Garnett, T., and Wilkes, A. (2014). *Appetite for change: Social, economic and environmental transformations in China's food system*. Oxford, UK: Food Climate Research Network.
6. Rabobank Economic Research. (2016). *Asia-Pacific: Agricultural perspectives*. Retrieved from <https://economics.rabobank.com/publications/2016/february/asia-pacific-agricultural-perspectives/>
7. Umberger, W. J. (2015). *Demographic trends: Implications for future food demand*. Paper prepared for the Agricultural Symposium, Federal Reserve Bank of Kansas City, July 14–15, 2015.
8. FAO. (2015). *Climate change and food systems: Global assessments and implications for food security and trade*. Rome, Italy.
9. FAO. (2017). *The future of food and agriculture: Trends and challenges*. Rome, Italy.
10. World Bank. (2013). *Fish to 2030: Prospects for fisheries and aquaculture*. Washington, DC.
11. Unnevehr, L. J. (Ed.) (2003). *Food safety in food security and food trade*. Washington, DC: International Food Policy Research Institute.
12. The Economist Intelligence Unit. (2014). *Global Food Security Index 2014. Special report: Food loss and its intersection with food security*. London, UK.
13. Derpsch, R., and Friedrich, T. (n.d.) *Global overview of conservation agriculture adoption*. Rome, Italy: FAO.
14. DHL. (2015). *Hungry for growth: Logistics trends in Asia's high-growth food retail markets*. Bonn, Germany.
15. FAO. (n.d.). *Migration, agriculture and rural development: Addressing the root causes of migration and harnessing its potential for development*. Rome, Italy.



## SEPARATE TABLES

### BRINGING TOGETHER ASIA'S FOOD SYSTEMS

---

16. European Parliament. (2016). *Precision agriculture and the future of farming in Europe: Scientific foresight study*. Brussels, Belgium: European Parliamentary Research Service, Scientific Foresight Unit.
17. Clarke, R. (2010). *Private food safety standards: Their role in food safety regulation and their impact*. Paper prepared for the 33rd Session of the Codex Alimentarius Commission, Switzerland, July 5–9, 2010.
18. Goldman Sachs. (2016). *Profiles in innovation: Precision farming – cheating Malthus with digital agriculture*. New York.
19. World Economic Forum. (2017). *Shaping the future of global food systems: A scenarios analysis*. A report by the World Economic Forum's System Initiative on Shaping the Future of Food Security and Agriculture, prepared in collaboration with Deloitte Consulting LLP. Cologne, Switzerland.
20. Jabbar, M. A. (2014). *The ASEAN Strategic Plan 2016–25 for Food, Agriculture and Forestry: The livestock sub-sector*. Final draft prepared for the FAO RAP, Bangkok, and The ASEAN Secretariat, Jakarta.
21. UNEP. (2016). *Food systems and natural resources*. A report of the Working Group on Food Systems of the International Resource Panel: Westhoek, H, Ingram J., Van Berkum, S., Özay, L., and Hajer M.

## 8. References

1. Economist Intelligence Unit estimates.
2. The Economist Intelligence Unit. (2015). *Long-term macroeconomic forecasts: Key trends to 2050*. Available at: [http://www.eiu.com/Handlers/WhitepaperHandler.ashx?fi=Long-term\\_macroeconomic\\_Forecasting-upto-2050.pdf&mode=wp&campaignid=ForecastingTo2050](http://www.eiu.com/Handlers/WhitepaperHandler.ashx?fi=Long-term_macroeconomic_Forecasting-upto-2050.pdf&mode=wp&campaignid=ForecastingTo2050) [Accessed 19 Sep. 2017].
3. Kharas, H. (2010). *The emerging middle class in developing countries*. Working Paper No. 285. OECD Development Centre. Paris, France: OECD.
4. Citiscope. (2017). *New solutions to close the gap on municipal finance*. Available at: <http://citiscope.org/habitatIII/commentary/2016/03/new-solutions-close-gap-municipal-finance> [Accessed 14 Sep. 2017].
5. The World Bank. (2016). *Malnutrition denies children opportunity and stunts economic development*. Available at: <http://blogs.worldbank.org/eastasiapacific/malnutrition-denies-children-opportunity-and-stunts-economic-development> [Accessed 14 Sep. 2017]
6. World Economic Forum. (2017). *These are the world's most crowded cities*. Available at: <https://www.weforum.org/agenda/2017/05/these-are-the-world-s-most-crowded-cities/> [Accessed 21 Sep. 2017].
7. Global Panel on Agriculture and Food Systems for Nutrition. (2016). *Food systems and diets: Facing the challenges of the 21st century*. London, UK.
8. The Economist Intelligence Unit. (2014). *Asia rising: Industrial dynamism barometer*. Available at: [https://www.eiuperspectives.economist.com/sites/default/files/InvestKL\\_Combined%20industry%20report.pdf](https://www.eiuperspectives.economist.com/sites/default/files/InvestKL_Combined%20industry%20report.pdf) [Accessed 19 Sep. 2017]
9. European Commission. (2016). *The food and beverage market entry handbook: Indonesia. A practical guide to the market in Indonesia for European agri-food products*. Available at: [http://www.unindustria.treviso.it/confindustria/treviso/istituzionale.nsf/\(\\$linkacross\)/75871201F9087B80C125813600371DEB/\\$file/Food%20and%20Beverage%20Indonesia%20Market%20Entry%20Handbook-2016\\_%20EU%20Commission.pdf](http://www.unindustria.treviso.it/confindustria/treviso/istituzionale.nsf/($linkacross)/75871201F9087B80C125813600371DEB/$file/Food%20and%20Beverage%20Indonesia%20Market%20Entry%20Handbook-2016_%20EU%20Commission.pdf) [Accessed 29 Sep. 2017].
10. The Economist Intelligence Unit. (2017). *Tackling obesity in ASEAN: Prevalence, impact, and guidance on interventions*. Commissioned by the Asia Roundtable on Food Innovation for Improved Nutrition. Available at: <http://www.eiu.com/Handlers/WhitepaperHandler.ashx?fi=Tackling-obesity-in-ASEAN.pdf&mode=wp&campaignid=ObesityInASEAN> [Accessed 15 Sep. 2017]

11. Baker, P., and Friel, S. (2016). Food systems transformations, ultra-processed food markets and the nutrition transition in Asia. *Globalization and Health*, 12(1), 80.
12. The Economist. (2017). *South-east Asian cities are waging war on street food*. Available at: <https://www.economist.com/news/asia/21718896-big-mistake-south-east-asian-cities-are-waging-war-street-food> [Accessed 14 Sep. 2017].
13. Chawadee Nualkhair. (2017). Bangkok's street food under threat from gentrification. *The Guardian*. Available at: <https://www.theguardian.com/travel/2017/feb/12/bangkok-street-food-stalls-under-threat> [Accessed 21 Sep. 2017].
14. Soo Kim. (2016). Singapore street food stalls get Michelin star. *The Telegraph*. Available at: <http://www.telegraph.co.uk/travel/destinations/asia/singapore/articles/singapore-street-food-stalls-get-michelin-star/> [Accessed 21 Sep. 2017].
15. Global Panel on Agriculture and *Food Systems for Nutrition*. (2016). *Food systems and diets: Facing the challenges of the 21st century*. London, UK.
16. Nguyen-Viet, H., Tuyet-Hanh, T., Unger, F., Dang-Xuan, S. and Grace, D. (2017). Food safety in Vietnam: Where we are at and what we can learn from international experiences. *Infectious Diseases of Poverty*, 6(1), 39.
17. Reardon, T., Timmer, C. P., and Minten, B. (2012). Supermarket revolution in Asia and emerging development strategies to include small farmers. *Proceedings of the National Academy of Sciences*, 109(31), 12332–12337.
18. Moustier, P., Tam, P. T. G., Anh, D. T., Binh, V. T., and Loc, N. T. T. (2010). The role of farmer organisations in supplying supermarkets with quality food in Vietnam. *Food Policy*, 35(1), 69–78.
19. The Economist Intelligence Unit (sponsored by DuPont). (2014). *Feeding Asia-Pacific: Australia's role in regional food security*. Available at: [http://foodsecurityindex.eiu.com/Home/DownloadResource?fileName=EIU%20GFSI\\_Feeding%20Asia.pdf](http://foodsecurityindex.eiu.com/Home/DownloadResource?fileName=EIU%20GFSI_Feeding%20Asia.pdf) [Accessed 13 Sep. 2017].
20. Rabobank Economic Research. (2016). *Asia-Pacific: Agricultural perspectives. Economic report*. Available at: <https://economics.rabobank.com/publications/2016/february/asia-pacific-agricultural-perspectives/> [Accessed 29 Sep. 2017].
21. Dy, R. T. (2014). *Modernising food supply chains as an integral necessity to assure food security*. University of Asia & the Pacific, Centre for Food and Agribusiness.
22. OECD and FAO. (2014). *OECD–FAO agricultural outlook 2014*. Paris, France: OECD. Available at: [http://dx.doi.org/10.1787/agr\\_outlook-2014-en](http://dx.doi.org/10.1787/agr_outlook-2014-en) [Accessed 29 Sep. 2017].
23. The Economist. (2017). *Meat and greens. How bad for the planet is eating meat?* Available at: <https://www.economist.com/blogs/feastandfamine/2013/12/livestock> [Accessed 20 Sep. 2017].
24. The Economist. (2017). *A circular tale of changing food preferences*. Available at: <https://www.economist.com/news/international/21718508-west-africans-are-eating-more-asians-asians-are-eating-more-americans-and> [Accessed 21 Sep. 2017].

## SEPARATE TABLES

### BRINGING TOGETHER ASIA'S FOOD SYSTEMS

25. World Bank. (2015). *East Asia and Pacific economic update, October 2015: Staying the course*. Washington, DC: Author.
26. Mohanty, S. (2017). *Trends in global rice consumption*. Los Banos, Philippines: International Rice Research Institute (IRRI). Available at: <http://irri.org/rice-today/trends-in-global-rice-consumption> [Accessed 19 Sep. 2017]
27. OECD and FAO. (2017). *OECD–FAO agricultural outlook 2017–2026*. Paris, France: Author. Available at: [http://dx.doi.org/10.1787/agr\\_outlook-2017-en](http://dx.doi.org/10.1787/agr_outlook-2017-en) [Accessed 29 Sep. 2017]
28. Agrifood Consulting International. (2013). *Scoping study on the challenges for the animal feed complex in East Asia*. Prepared for the World Bank. Kensington, MD: Author.
29. Law, C. (2016). *Unintended consequence of trade liberalisation on regional dietary patterns in rural India*. Available at: [https://editorialexpress.com/cgi-bin/conference/download.cgi?db\\_name=RESConf2017&paper\\_id=135](https://editorialexpress.com/cgi-bin/conference/download.cgi?db_name=RESConf2017&paper_id=135) [Accessed 29 Sep. 2017]
30. World Economic Forum. (2017). *China consumes more than a quarter of the world's meat. The government wants to change that*. Available at: <https://www.weforum.org/agenda/2016/06/china-consumes-more-than-a-quarter-of-the-worlds-meat-the-government-wants-to-change-that/> [Accessed 19 Sep. 2017].
31. Baker, P., and Friel, S. (2016). Food systems transformations, ultra-processed food markets and the nutrition transition in Asia. *Globalization and Health*, 12(1), 80.
32. Asia Pacific Food Industry. (2017). *A taste of things to come*. Available at: <http://www.apfoodonline.com/index.php/features/item/77-a-taste-of-things-to-come> [Accessed 25 Sep. 2017].
33. Global Panel on Agriculture and Food Systems for Nutrition. (2016). *Food systems and diets: Facing the challenges of the 21st century*. London, UK: Author.
34. Sundaram, J. K. (2014). *The post-2015 agenda on hunger and malnutrition*. Plenary keynote at the Second International Conference on Asian Food Security, August 21–22, 2014. Available at: <http://www.rsis.edu.sg/wp-content/uploads/2014/07/The-Post-2015-Agenda-on-Hunger-and-Malnutrition.pdf> [Accessed 24 Sep. 2017].
35. OECD and FAO. (2017). *OECD–FAO agricultural outlook 2017–2026*. Paris, France: OECD. Available at: [http://dx.doi.org/10.1787/agr\\_outlook-2017-en](http://dx.doi.org/10.1787/agr_outlook-2017-en) [Accessed 29 Sep. 2017]
36. Shrimpton, R., Mbuya, N. V., and Provo, A. M. (2016). *The double burden of malnutrition in East Asia and the Pacific: Evidence and lessons for a multisectoral response*. Health, Nutrition and Population Discussion Paper. Washington, DC: World Bank. Available at: <https://openknowledge.worldbank.org/handle/10986/26102> [Accessed 29 Sep. 2017].



## SEPARATE TABLES

### BRINGING TOGETHER ASIA'S FOOD SYSTEMS

37. The Economist Intelligence Unit. (2017). *Tackling obesity in ASEAN: Prevalence, impact, and guidance on interventions*. Commissioned by the Asia Roundtable on Food Innovation for Improved Nutrition. Available at: <http://www.eiu.com/Handlers/WhitepaperHandler.ashx?fi=Tackling-obesity-in-ASEAN.pdf&mode=wp&campaignid=ObesityInASEAN> [Accessed 15 Sep. 2017].
38. Porkka, M., Kummu, M., Siebert, S., and Varis, O. (2013). From food insufficiency towards trade dependency: A historical analysis of global food availability. *PLoS one*, 8(12), e82714.
39. Brooks, J., and Matthews, A. (2015). *Trade dimensions of food security*. Available at: [http://www.oecd-ilibrary.org/agriculture-and-food/trade-dimensions-of-food-security\\_5js65xn790nv-en%3Fcrawler%3Dtrue](http://www.oecd-ilibrary.org/agriculture-and-food/trade-dimensions-of-food-security_5js65xn790nv-en%3Fcrawler%3Dtrue) [Accessed 29 Sep. 2017].
40. Goryakin, Y., Lobstein, T., James, W. P. T., and Suhrcke, M. (2015). The impact of economic, political and social globalisation on overweight and obesity in the 56 low and middle income countries. *Social Science & Medicine*, 133, 67–76.
41. Vogli, R. D., Kouvonen, A., Elovainio, M. and Marmot, M. (2014). Economic globalisation, inequality and body mass index: a cross-national analysis of 127 countries. *Critical Public Health*, 24(1), 7–21.
42. APEC Business Advisory Council and the University of Southern California's Marshall School of Business. (2016). *Non-tariff barriers in agriculture and food trade in APEC: Business perspectives on impacts and solutions*. Makati City, Philippines, and Los Angeles, CA: Authors.
43. Brooks, J. (n.d.) *The state of food insecurity in the world*. FAO. Available at: <http://www.fao.org/hunger/key-messages/en/> [Accessed 29 Sep. 2017].
44. Alston, J. M., Babcock, B. A., and Pardey, P. G. (Eds.). (2010). *The shifting patterns of agricultural production and productivity worldwide*. Ames, IA: Midwest Agribusiness Trade Research and Information Center, Iowa State University.
45. Flaherty, K., Stads, G. J., and Srinivasacharyulu, A. (2013). *Benchmarking agricultural research indicators across Asia-Pacific*. Washington, DC: International Food Policy Research Institute.
46. Ishii, H. (2017). Japan's farming industry poised for automation revolution. *The Japan Times*. Available at: <https://www.japantimes.co.jp/news/2017/08/04/business/tech/japans-farming-industry-poised-automation-revolution/#.Wb9Gr7ljHIU> [Accessed 18 Sep. 2017].
47. Japanese Ministry of Economy, Trade and Industry. (2017). *Summary of Japan's robot strategy: Its vision, strategy and action plan*. Available at: [http://www.meti.go.jp/english/press/2015/pdf/0123\\_01c.pdf](http://www.meti.go.jp/english/press/2015/pdf/0123_01c.pdf) [Accessed 18 Sep. 2017].
48. The Worldfolio. (2017). *Smart farm technology set to revolutionise Korean agriculture*. Available at: <http://www.theworldfolio.com/interviews/smart-farm-technology-set-to-revolutionize-korean-agriculture/4074/> [Accessed 18 Sep. 2017].



## SEPARATE TABLES

### BRINGING TOGETHER ASIA'S FOOD SYSTEMS

49. Agri-food & Veterinary Authority of Singapore. (2017). *Future of farming*. Available at: [https://www.ava.gov.sg/files/avavision/Issue1\\_2017/future\\_of\\_farming.html](https://www.ava.gov.sg/files/avavision/Issue1_2017/future_of_farming.html) [Accessed 18 Sep. 2017].
50. World Health Organization. (2016). *Burden of foodborne diseases in the South-east Asia region*. Available at: [http://www.searo.who.int/about/administration\\_structure/cds/burden-of-foodborne-sear.pdf](http://www.searo.who.int/about/administration_structure/cds/burden-of-foodborne-sear.pdf) [Accessed 29 Sep. 2017].
51. Gibbs, A., and Hungerford, N. (2016). Millennials willing to pay more for sustainable, better quality goods: Nestlé chairman. *CNBC*. Available at: <https://www.cnbc.com/2016/11/04/millennials-willing-to-pay-more-for-sustainable-better-quality-goods-nestle-chairman.html> [Accessed 18 Sep. 2017].
52. Eco-Business. (2017). *Are Asian shoppers from developing countries more conscious consumers?* Available at: <http://www.eco-business.com/news/are-asian-shoppers-from-developing-countries-more-conscious-consumers/> [Accessed 18 Sep. 2017].
53. Sloan, P., Legrand, W., and Hindley, C. (Eds.). (2015). *The Routledge handbook of sustainable food and gastronomy*. London, UK: Routledge.
54. Koh, J. Z., and Lim, E. (2017). *Food or faux? The case of food safety in Asia*. Singapore: Institute on Asian Consumer Insight. Available at: [http://www.aci-institute.com/wp-content/uploads/2017/08/Food-safety-JZ-E-Lim\\_INSIGHT-.pdf](http://www.aci-institute.com/wp-content/uploads/2017/08/Food-safety-JZ-E-Lim_INSIGHT-.pdf) [Accessed 19 Sep. 2017].
55. Dietitians Association of Australia. (2017). *Letter to the editor of Harper's Bazaar, re: Should I go gluten free?* Available at: <https://daa.asn.au/wp-content/uploads/2016/07/DAA-letter-to-Harpers-Bazaar-Gluten-free.pdf> [Accessed 18 Sep. 2017].
56. Colorado State University, Extension. (2017). *Nutrition misinformation: How to identify fraud and misleading claims*. Available at: <http://extension.colostate.edu/topic-areas/nutrition-food-safety-health/nutrition-misinformation-how-to-identify-fraud-and-misleading-claims-9-350/> [Accessed 18 Sep. 2017]
57. Hawkes, C., Grace, D., and Thow, A. M. (2015). Trade liberalisation, food, nutrition and health. In R. Smith, C. Blouin, Z. Mirza, P. Beyer, and N. Drager (Eds.), *Trade and health: Towards building a national strategy* (pp. 92–116). Geneva, Switzerland: World Health Organization.
58. BBC News. (2017). *Australia to slake China milk thirst*. Available at: <http://www.bbc.com/news/world-australia-30705467> [Accessed 24 Sep. 2017].
59. Ipsos Business Consulting. (2013). *Thailand's poultry industry*. Available at: <http://www.ipsosconsulting.com/pdf/Ipsos-Research-Note-Thailand-Poultry.pdf> [Accessed 19 Sep. 2017]
60. Wang Xiaodong. (2016). Infant formula imports skyrocket since scandals. *China Daily*. Available at: [http://www.chinadaily.com.cn/china/2016-06/30/content\\_25911336.htm](http://www.chinadaily.com.cn/china/2016-06/30/content_25911336.htm)

61. USDA Foreign Agricultural Service, Global Agricultural Information Network. (2017). **Vietnam: Retail foods. Sector report 2016**. Available at: [https://gain.fas.usda.gov/Recent%20GAIN%20Publications/Retail%20Foods\\_Hanoi\\_Vietnam\\_3-7-2017.pdf](https://gain.fas.usda.gov/Recent%20GAIN%20Publications/Retail%20Foods_Hanoi_Vietnam_3-7-2017.pdf) [Accessed 19 Sep. 2017].
62. Citiscope. (2017). **New solutions to close the gap on municipal finance**. Available at: <http://citiscope.org/habitatIII/commentary/2016/03/new-solutions-close-gap-municipal-finance> [Accessed 14 Sep. 2017].
63. World Bank. (2007). **World development report 2008: Agriculture for development**. Washington, DC: Author.
64. Asian Development Bank. (2016). **Asian water development outlook 2016: Strengthening water security in Asia and the Pacific**. Mandaluyong City, Philippines: Author. Available at: <https://www.adb.org/sites/default/files/publication/189411/awdo-2016.pdf> [Accessed 29 Sep. 2017]
65. Future Directions International. (2016). **Tibet: A major source of Asia's rivers**. Available at: <http://www.futuredirections.org.au/publication/tibet-a-major-source-of-asias-rivers/> [Accessed 18 Sep. 2017].
66. FAO. (2017). **Mekong river basin**. Available at: [http://www.fao.org/nr/water/aquastat/basins/mekong/mekong-CP\\_eng.pdf](http://www.fao.org/nr/water/aquastat/basins/mekong/mekong-CP_eng.pdf) [Accessed 18 Sep. 2017].
67. The Economist. (2017). **Requiem for a river**. Available at: <http://www.economist.com/news/essays/21689225-can-one-world-s-great-waterways-survive-its-development> [Accessed 18 Sep. 2017].
68. Future Directions International. (2016). **Tibet: A major source of Asia's rivers**. Available at: <http://www.futuredirections.org.au/publication/tibet-a-major-source-of-asias-rivers/> [Accessed 18 Sep. 2017].
69. Milman, O., and Leavenworth, S. (2016). China's plan to cut meat consumption by 50% cheered by climate campaigners. **The Guardian**. Available at: <https://www.theguardian.com/world/2016/jun/20/chinas-meat-consumption-climate-change> [Accessed 19 Sep. 2017].
70. Alexandratos, N., and Bruinsma, J. (2012). **World agriculture towards 2030/2050: The 2012 revision**. ESA Working Paper No. 12-03. Rome, Italy: FAO.
71. Wri Indonesia. (2017). **Less beef is better for us**. Available at: <http://www.wri-indonesia.org/en/blog/less-beef-better-us> [Accessed 19 Sep. 2017].
72. Ghose, B. (2014). Food security and food self-sufficiency in China: From past to 2050. **Food and Energy Security**, 3(2), 86–95.
73. Census India. (2017). **Census of India: Religion**. Available at: [http://censusindia.gov.in/Census\\_And\\_You/religion.aspx](http://censusindia.gov.in/Census_And_You/religion.aspx) [Accessed 19 Sep. 2017].

## SEPARATE TABLES

### BRINGING TOGETHER ASIA'S FOOD SYSTEMS

74. The Economist. (2017). *Bitter harvest: A drive for self-sufficiency in food comes at a growing cost*. Available at: <https://www.economist.com/news/china/21651276-drive-self-sufficiency-food-comes-growing-cost-bitter-harvest> [Accessed 19 Sep. 2017].
75. Zhou, Z. Y. (2017). *Achieving food security in China: The challenges ahead*. Abingdon, UK: Taylor & Francis.
76. Brouwer, F., and Joshi, P. K. (Eds.). (2016). *International trade and food security: The future of Indian agriculture*. Wallingford, UK: CABI.
77. Suryana, A. (2014). *Food security challenges faced by developing Asian countries and responses towards 2025: The case of Indonesia*. Presented at the International Conference on Asian Food Security, Singapore, August 21–22, 2014. Available at: <http://www.rsis.edu.sg/wp-content/uploads/2014/07/Food-Security-Challenges-Faced-by-Developing-Asian-Countries-and-Responses-towards-2025-The-Case-of-Indonesia.pdf> [Accessed 19 Sep. 2017].
78. Zhang, H. (2016). *Food security in China: Whither the self-sufficiency policy?* Singapore: S. Rajaratnam School of International Studies (RSIS), Nanyang Technological University.
79. OECD. (2015). *Agriculture: Achieving greater food security*. Indonesia Policy Brief. Available at: <https://www.oecd.org/policy-briefs/indonesia-agriculture-improving-food-security.pdf> [Accessed 19 Sep. 2017].
80. Brouwer, F., and Joshi, P. K. (Eds.). (2016). *International trade and food security: The future of Indian agriculture*. Wallingford, UK: CABI.
81. The Economist Intelligence Unit (sponsored by DuPont). (2014). *Feeding Asia-Pacific: Australia's role in regional food security*. Available at: [http://foodsecurityindex.eiu.com/Home/DownloadResource?fileName=EIU%20GFSI\\_Feeding%20Asia.pdf](http://foodsecurityindex.eiu.com/Home/DownloadResource?fileName=EIU%20GFSI_Feeding%20Asia.pdf) [Accessed 13 Sep. 2017].
82. World Bank. (2015). *East Asia and Pacific economic update, October 2015: Staying the course*. Washington, DC: Author.
83. OECD. (2017). *Building food security and managing risk in Southeast Asia*. Paris, France: Author. <http://dx.doi.org/10.1787/9789264272392-en> [Accessed 29 Sep. 2017].
84. World Bank. (2015). *East Asia and Pacific economic update, October 2015: Staying the course*. Washington, DC: Author.
85. The Economist. (2017). *Paddy-whacked. By meddling in the market for rice, Asian governments make their own citizens poorer*. Available at: <https://www.economist.com/news/finance-and-economics/21678256-meddling-market-rice-asian-governments-make-their-own-citizens> [Accessed 17 Sep. 2017].
86. TODAYonline. (2017). *Why a "fat tax" won't work in Singapore*. Available at: <http://www.todayonline.com/singapore/why-fat-tax-wont-work-singapore?page=3> [Accessed 24 Sep. 2017].
87. Global Panel on Agriculture and Food Systems for Nutrition. (2016). *Food systems and diets: Facing the challenges of the 21st century*. London, UK: Author.



## SEPARATE TABLES

### BRINGING TOGETHER ASIA'S FOOD SYSTEMS

- <sup>88.</sup> Lowder, S. K., Scoet, J., and Raney, T. (2016). The number, size, and distribution of farms, smallholder farms, and family farms worldwide. *World Development*, 87, 16–29.
- <sup>89.</sup> Global Panel on Agriculture and Food Systems for Nutrition. (2015). *Improved metrics and data are needed for effective food system policies in the post-2015 era*. Technical Brief. London, UK: Author.
- <sup>90.</sup> Asia Roundtable on Food Innovation for Improved Nutrition. (2017). *Partnership at the heart of addressing nutrition and health challenges in Asia*. Available at: <http://www.arofiin.org/News/tid/13/Partnership-at-the-Heart-of-Addressing-Nutrition-and-Health-Challenges-in-Asia> [Accessed 13 Sep. 2017].
- <sup>91.</sup> The Economist Intelligence Unit (sponsored by DuPont). (2017). *Global Food Security Index 2014. Special report: Food loss and its intersection with food security* (p. 3). Available at: [http://foodsecurityindex.eiu.com/Home/DownloadResource?fileName=EIU\\_GFSI%202014\\_Special%20report\\_Food%20loss.pdf](http://foodsecurityindex.eiu.com/Home/DownloadResource?fileName=EIU_GFSI%202014_Special%20report_Food%20loss.pdf) [Accessed 13 Sep. 2017].
- <sup>92.</sup> Forbes. (2017). *Why Wal-Mart never picked up in China*. Available at: <https://www.forbes.com/sites/greatspeculations/2014/06/18/why-wal-mart-never-picked-up-in-china/#5f3bc1947fb8> [Accessed 13 Sep. 2017].
- <sup>93.</sup> Ingram, J. (n.d.). *Food systems concepts: Strengths and weaknesses*. Oxford, UK: Environmental Change Institute, University of Oxford. Available at: [https://www.google.com.sg/url?sa=t&rct=j&q=&esrc=s&source=web&cd=1&cad=rja&uact=8&ved=0ahUKewji1Z\\_ik8DWAhVGO48KHVamAZkQFggIMAA&url=http%3A%2F%2Fec.europa.eu%2Fnewsroom%2Fdocument.cfm%3Fdoc\\_id%3D41126&usg=AFQjCNHsSoO-NYld8iYuKo6REc7wAXwgLw](https://www.google.com.sg/url?sa=t&rct=j&q=&esrc=s&source=web&cd=1&cad=rja&uact=8&ved=0ahUKewji1Z_ik8DWAhVGO48KHVamAZkQFggIMAA&url=http%3A%2F%2Fec.europa.eu%2Fnewsroom%2Fdocument.cfm%3Fdoc_id%3D41126&usg=AFQjCNHsSoO-NYld8iYuKo6REc7wAXwgLw)



# Discover opportunities in over 140 countries and 1,000 cities with Market Explorer

---

## Market Explorer

Market Explorer is a unique online tool that empowers marketing, forecasting, business development and strategy professionals to see which countries and cities offer the greatest opportunities for their products and services, now and in the future.

Precise, reliable and fast, Market Explorer provides evidence-based, actionable results tailored to your requirements.

Powered by EIU Canback and developed by experts in economic modelling and forecasting, Market Explorer hones in on markets that match your target demographic both at country and city level. It also allows you to weight those opportunities against the risk inherent in any new investment.

## A global online market scanning and forecasting tool that's light years ahead

- **Emerging markets focus:** With over 140 countries and 1,000 cities at your fingertips Market Explorer puts a particular spotlight on centres of rapid economic growth. Rank and compare countries and cities in terms of their market potential by drawing on EIU Canback's world renowned demographic and income data forecasts. We've incorporated over 2,000 data points per city. No other provider can deliver this level of granularity.
- **Plan for today and forecast through to 2030:** With data available from 2005 – 2030 Market Explorer helps you form a view on markets over time and access results from past, current and future years.
- **Precise outcomes, reliable data:** Powered by our rigorous approach to data standardisation, economic analysis and forecasts, Market Explorer offers precise comparisons between potential markets in terms of size and nature of opportunity. Users have the option to view income at purchasing power parity (PPP) in addition to perceived annual market exchange rates.
- **Evidence-based, actionable results tailored to your requirements:** Adjust rankings according to your appetite for risk or return by refining and weighting results by adding 15 external environment indicators.
- **Fast, user-friendly and with a choice of reporting:** In just a few simple steps you can have access to tailored market opportunities and forecasts with your choice from a range of reporting options.
- **Support from our team of experts when you need it:** We'll always be on hand to provide training and customised support when you need it.

For more information please visit [eiu.com/market-explorer](http://eiu.com/market-explorer)



# Access China

---

Access China is a unique service that will help your business to succeed in China. It is the only single source of data, analysis and forecasts for all 31 provinces and 292 of China's largest cities, providing you with a comprehensive understanding of China today, but more importantly giving you confidence that you will still understand China in ten and twenty years' time.

## What will Access China allow you to do?

- Benchmark in detail provinces and prefectures of China using consistent and comparable data.
- Understand the market potential for your products and services in any location within China.
- Investigate operating costs, infrastructure development and labour markets to help you to make investment decisions.
- Monitor what other businesses are doing in various regions.
- Gain a forward-looking perspective on how fast China's cities and its regions are growing.
- Feed reliable data into your own China business strategy models.

## Who should use Access China?

- Organisations that require an understanding of how the Chinese market works, or are already operating in or looking to enter the Chinese market.
- Companies already operating in China that need to benchmark their performance in particular provinces and assess the market potential for products and services in any region or city.
- Government agencies can use Access China to assist trade mission efforts and exporting companies, and as a research tool for understanding China's internal and external dynamics.
- Academic institutions use Access China to help faculty and students conduct detailed political, economic, and business research across China.

To request a demonstration of how Access China could benefit your organisation, please get in touch.

### Americas

Tel: +1 212 698 9717

E-mail: [americas@eiu.com](mailto:americas@eiu.com)

### Asia

Tel: +852 2802 7288

E-mail: [asia@eiu.com](mailto:asia@eiu.com)

### Europe, Middle East & Africa

Tel: +44 (0) 20 7576 8181

E-mail: [london@eiu.com](mailto:london@eiu.com)



While every effort has been taken to verify the accuracy of this information, The Economist Intelligence Unit Ltd. cannot accept any responsibility or liability for reliance by any person on this report or any of the information, opinions or conclusions set out in this report. The findings and views expressed in the report do not necessarily reflect the views of the sponsor.







LONDON  
20 Cabot Square  
London  
E14 4QW  
United Kingdom  
Tel: (44.20) 7576 8000  
Fax: (44.20) 7576 8500  
Email: london@eiu.com

NEW YORK  
750 Third Avenue  
5th Floor  
New York, NY 10017  
United States  
Tel: (1.212) 554 0600  
Fax: (1.212) 586 1181/2  
Email: americas@eiu.com

HONG KONG  
1301 Cityplaza Four  
12 Taikoo Wan Road  
Taikoo Shing  
Hong Kong  
Tel: (852) 2585 3888  
Fax: (852) 2802 7638  
Email: asia@eiu.com

GENEVA  
Rue de l'Athénée 32  
1206 Geneva  
Switzerland  
Tel: (41) 22 566 2470  
Fax: (41) 22 346 93 47  
Email: geneva@eiu.com

SINGAPORE  
8 Cross Street,  
#23-01 Manulife Tower  
048424, Singapore  
Tel: (65) 6534-5177  
Fax: (65) 6428 2630  
Email: singapore@eiu.com

